





# CAPITAL 100 US

CAPITAL 100 US



## DESCRIPTION

Fitted with ultra-spot optics, CAPITAL 100 US delivers remarkable performances at medium to long distances from an extremely compact body. Tailored to the demanding needs of the most imaginative architectural lighting specifications, this flexible and highly versatile floodlight is suitable for a variety of installations with reduced mounting space requiring long-shot performance.

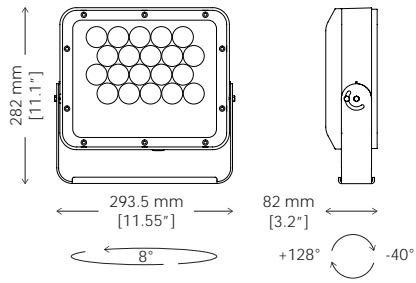
## MAIN FEATURES

- Max. delivered lumen output: 3401 lm / 64 lm/W
- Size: (HxWxD) 282x293.5x82 mm / 11.1x11.5x3.2"
- Control system: DMX-RDM, DALI DT8, DALI, remote wireless data
- Compact floodlight featuring efficient ultra-spot optics for long-shot effects with accurate beam angle definition

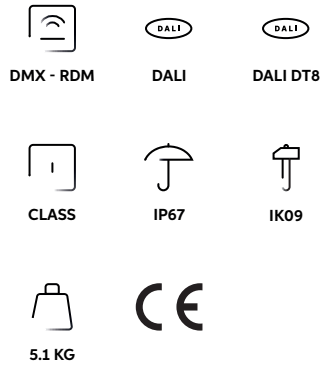
## LED COLOUR CONFIGURATIONS



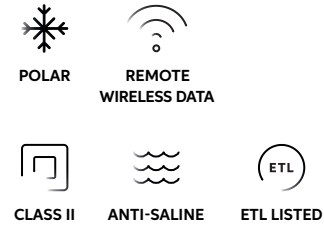
# CAPITAL 100 US



## FEATURES




## OPTIONS



## LED COLOUR CONFIGURATIONS



## FINISHES



## MORE INFO



## CODES

AL5005 CAPITAL 100 US  
AL5007 CAPITAL 100 US POLAR EDITION

PERFORMANCE	WATT	MAX LM OUTPUT	LM/WATT
CAPITAL 100 US RGBW	53	2286	53
CAPITAL 100 US DW	53	3387	64
CAPITAL 100 US W	53	3401	64

BEAM ANGLE REFERENCE	RGBW	DW/W
ULTRA SPOT	3.2°	3.2°





Sweden – Björkbornsbron Bridge, Karlskoga